



Product Catalog (Part 2)

Marine Hardware & Fittings

TO ORDER

Web:

www.ddthreadsplus.com

Toll Free:

1-800-365-0691

Fax:

1-763-784-0175

Email:

al@ddthreadsplus.com

D&D THREADS*plus*

Marine Hardware Stainless	13-18
Marine Hardware Die Cast	19
Marine Hardware Pins, Lanyards, Snap Hooks .	20-22
Marine Fittings Nylon	23-26
Adjustable Poles & Hardware	27
Boat Top Frame Kits	28

OUTSIDE EYE END - Standard

88326 For 3/4" O.D. tube

(100 pcs per pkg) For 1/4" bolt

88313 For 7/8" O.D. tube

(100 pcs per pkg) For 1/4" bolt

88314 For 1" O.D. tube

(100 pcs per pkg) For 1/4" bolt

**OUTSIDE EYE END (COUNTER BORED)**

88326 CB For 3/4" tube • For 1/4" bolt

(100 pcs per pkg) Recessed for pop rivit

88313 CB For 7/8" tube • For 1/4" bolt

(100 pcs per pkg) Recessed for pop rivit

88314 CB For 1" tube • For 1/4" bolt

(100 pcs per pkg) Recessed for pop rivit

**JAW SLIDE (COUNTER BORED)**

88316 CB For 7/8" tube • With 1/4" bolt

(100 pcs per pkg) Recessed for pop rivit

88317 CB For 1" tube • For 1/4" bolt

(100 pcs per pkg) Recessed for pop rivit

**INSIDE EYE END**


88344 Fits 3/4" x .049 tube

(200 pcs per pkg) For 1/4" bolt

88345 (200 pcs per pkg) Fits 7/8" x .049 tube • For 1/4" bolt

88345-1 Fits 1" x .049 tube • For 1/4" bolt

(200 pcs per pkg)

**OUTSIDE EYE END HEAVY DUTY - 2 Set Screws**

88396 (100 pcs per pkg) For 7/8" tube

For 1/4" bolt

88397 (100 pcs per pkg) For 1" tube

For 1/4" bolt

**JAW SLIDE HEAVY DUTY - 2 Set Screws**

88398 For 7/8" tube

(100 pcs per pkg) With 1/4" bolt

88399 For 1" tube

(100 pcs per pkg) With 1/4" bolt




SPLIT RAIL FITTING - PATENTED

88365 (100 pcs per pkg)	7/8" rail
88365N	7/8" rail drilled for 1/4" quick release pin
88366	1" rail
(100 pcs per pkg)	The King Rail clamp is designed to quickly attach to an existing rail. It is hinged to open and close around a 1" or 7/8" Rail and comes with a locking screw and a 1/4" bolt. Patent #5413063.

**LOCKING, HINGED RAIL/JAW CLAMP (5/16" HD Pin)**

88365-1 (100 pcs per pkg)	Fits 7/8" rail 5/16" slot
88366-1 (100 pcs per pkg)	Fits 1" rail 5/16" slot
88366-2 (100 pcs per pkg)	Fits 1-1/4" rail 5/16" slot

**JAW SLIDE - Standard**

88315	For 3/4" O.D. tube
(100 pcs per pkg)	1/4-20 panhead screw included
88316	For 7/8" O.D. tube
(100 pcs per pkg)	1/4-20 panhead screw included
88317	For 1" O.D. tube
(100 pcs per pkg)	1/4-20 panhead screw included
88316N	For 7/8" O.D. tube
(100 pcs per pkg)	1/4" hole drilled without pin
88317N	For 1" O.D. tube
(100 pcs per pkg)	1/4" hole drilled without pin

**CLEVIS JAW SLIDE CAST**

88330	For 7/8" tube
(100 pcs per pkg)	With 1/4" bolt
88319	For 1" tube
(100 pcs per pkg)	With 1/4" bolt


**STAMPED JAW SLIDE WITH FULL BLACK VINYL GASKET**

88395	For 7/8" O.D. tube
(300 pcs per pkg)	(no rattle)
88394	For 1" O.D. tube.
(360 pcs per pkg)	(no rattle)

**D&D THREADSplus**

JAW SLIDE - DOUBLE SIDE

88317-2 For 1" O.D. tube
(100 pcs per pkg) 2 1/4" panhead screws
1/4" set screw
Thru hole for 1/4" Q.R. pin

**OUTSIDE EYE END - HEAVY DUTY - For 1-1/4" Tube - 2 Set Screws**


88328 Hole for 5/16" bolt
(100 pcs per pkg)

**JAW SLIDE - HEAVY DUTY - For 1-1/4" - 2 Set Screws**


88329 For 1-1/4" tube with 5/16" bolt
(100 pcs per pkg) 5/16" flush head bolt

**HIGH DECK HINGE - HEAVY DUTY - For 1-1/4" (Use with 88328 Eye End)**

88320-3 Base 1" x 2" x 3" high 4 Holes
(100 pcs per pkg) Flush head screw 5/16"
Drilled for #10 screws

**EXTRA HEAVY DUTY OUTSIDE EYE END**

88314-1 For 1" tube
(100 pcs per pkg) For 5/16" bolt

**EXTRA HEAVY DUTY JAW SLIDE**

88317-1 For 1" tube
(100 pcs per pkg) With 5/16" bolt

**EXTRA HEAVY DUTY 90° DECK HINGE**

88320-2 1" x 2-1/8"
(100 pcs per pkg) With 5/16" bolt • Drilled for 1/4" screws

**PAD EYE, CAST**

88545 Length: 1-7/8" Height: 5/8" • Drilled for #10 screws
(100 pcs per pkg)

**PAD EYE, FORMED**

88542 (100 pcs per pkg) Length: 1-7/8" Height: 1/2" • Drilled for #8 screws



MARINE HARDWARE - 316 STAINLESS STEEL

DECK HINGE SIDE MOUNT

88323	Base size: 7/8" x 2"
(200 pcs per pkg)	Panhead screw: 1/4-20
	Drilled for #10 screws



DECK HINGE SIDE MOUNT 25° BASE

88324	Base size: 7/8" x 2"
(100 pcs per pkg)	Panhead screw: 1/4-20
	Drilled for #10 screws




316 S.S. 180° UNIVERSAL DECK HINGE (Heavy Duty Hinge Pin)

88323-1	2-5/8" long x 13/16" wide x 1-5/8" high
(100 pcs per pkg)	Drilled for #10 screws




HEAVY DUTY DECK HINGE PLATE

88327	Base size: 1-7/8" x 2-3/4" • Bolt size: 1/4-20
(100 pcs per pkg)	Drilled for 1/4" screws
88327-1	Base size: 1-7/8" x 2-3/4" • Bolt size: 5/16"
(100 pcs per pkg)	Drilled for 1/4" screws



90° DECK HINGE

88320	Base size: 3/4" x 2"
(100 pcs per pkg)	Panhead screw 1/4" x 20" • Drilled for #10 screws
88320-N	Base size: 3/4" x 2"
(100 pcs per pkg)	1/4" drilled hole (pin not included) • Drilled for #10 screws




RAIL HINGE CONCAVE BASE

88321	Base size: 7/8" x 2"
(100 pcs per pkg)	Panhead screw: 1/4" x 20"
	Drilled for #10 screws
88321-N	Base size: 7/8" x 2"
(100 pcs per pkg)	1/4" drilled hole (pin not included) Drilled for #10 screws



DECK HINGE ANGLE BASE

88322	Base size: 3/4" x 2"
(100 pcs per pkg)	Panhead screw: 1/4 x 20" Drilled for #10 screws
88322-N	Base size: 3/4" x 2"
(100 pcs per pkg)	1/4" drilled hole (pin not included) Drilled for #10 screws




D&D THREADSplus+

MARINE HARDWARE - 316 STAINLESS STEEL

DECK HINGE - ANGLE BASE 40°

88322-2	Base size: 1" x 2-1/2"
(100 pcs per pkg)	1/4" drilled hole (pin not included)
	Drilled for #10 screws



SIDE MOUNT 316 SS CAST


88323-2	90° concave base
(100 pcs per pkg)	2-3/8" long
	Drilled for #10 screws



88323-3	75° concave base
(50 pcs per pkg)	2-3/8" long
	Drilled for #10 screws


LARGE BLACK NYLON KNOB (SS)

6425	Size: 1/4-20" x 1-1/2"
(100 pcs per pkg)	Fits all SS die cast boat top hardware using 1/4-20"



ROUND NYLON HEAD (SS) Black or White

7424P	Size: 1/4-20" x 1" (Add B or W for color)
(100 pcs per pkg)	Fits all SS and die cast hardware using 1/4-20" screws



BLACK NYLON ELONGATED KNOB (SS)

6426B	Head: 1/2" x 1"
(100 pcs per pkg)	Screw: 13/16" (3/8" shaft, 7/16" thread)
	Fits all SS and die cast top hardware that uses 1/4-20" screws.



SMALL NYLON KNOB WITH SS SCREW, SWIVEL 6" CABLE

88451	White Knob - 1/4-20" x 3/4" (3/8" shaft, 3/8" thread) (SS)
(100 pcs per pkg)	Use with S.S. deck hinges and jaw slides
88452	Black Knob - 1/4-20" x 3/4" (3/8" shaft, 3/8" thread) (SS)
(100 pcs per pkg)	Use with deck hinges and jaw slides



SET SCREW (For S.S. and Die Cast Hardware)

88338	1/4 - 28" x 3/16" pointed
(100 pcs per pkg)	allen drive stainless steel



PAN HEAD SHOULDER SCREW (For S.S. and Die Cast Bimini Hardware)


88450	Fits 3/4", 7/8" and 1" Jaw Slides and Deck Hinges
(100 pcs per pkg)	



D&D THREADSplus+

FLAT HINGE w/ HIDDEN SCREWS

88333	Base : 5/8" x 1-5/8"
(100 pcs per pkg)	Panhead screw 1/4" x 20" • Drilled for #10 screws
88333 N	Base : 5/8" x 1-5/8"
(100 pcs per pkg)	1/4" drilled hole • Drilled for #10 screws
88336	Adapter pad for 88333/88333 N
(100 pcs per pkg)	Base: 5/8" x 1-5/8" • Drilled for #10 screws




RAIL HINGE w/ HIDDEN SCREWS

88331	Base : 5/8" x 1-5/8"
(100 pcs per pkg)	Panhead screw: 1/4" x 20"
	Drilled for #10 screws
88331 N	Base : 5/8" x 1-5/8"
(100 pcs per pkg)	1/4" drilled hole (pin not included)
	Drilled for #10 screws



QUICK RELEASE SIDE MOUNT / EYE END SET

88306	Fits 7/8" x .049" tube
(100 pcs per pkg)	Drilled for #10 O.H. fastener



MARINE HARDWARE - DIE CAST ZAMAK

OUTSIDE EYE END

86000	For 7/8" O.D. tube
(100 pcs per pkg)	For 1/4" bolt



90° DECK HINGE

86002	Base size: 7/8" x 2"
(100 pcs per pkg)	Panhead screw 1/4" x 20" • Drilled for #10 screws
86002N	Base size: 7/8" x 2"
(100 pcs per pkg)	1/4" drilled hole (pin not included) • Drilled for #10 screws



JAW SLIDE

86004	For 7/8" O.D. tube
(100 pcs per pkg)	With 1/4" bolt



PAD EYE

86006	Length: 1-7/8"
(100 pcs per pkg)	Height: 5/8"
	Drilled for #10 screw




DECK HINGE SIDE MOUNT

86008	Base size: 7/8" x 2"
(100 pcs per pkg)	Panhead screw: 1/4"-20
	Drilled for #10 screws
86008N	Same as 86008 without screw
(100 pcs per pkg)	



INSIDE EYE END

86010	For 7/8" x .058"
(100 pcs per pkg)	For 1/4" bolt



**ALL OF THE ABOVE PRODUCTS ARE
CHROME-PLATED DIE CAST**

D&D THREADSplus+

MARINE HARDWARE - 316 STAINLESS STEEL

QUICK RELEASE PIN

88453 (100 pcs per pkg) 1/4" O.D. with 2-1/8" grip

88546 (100 pcs per pkg) 1/4" O.D. with 7/8" grip

88544 (100 pcs per pkg) 1/4" O.D. with 1.3" grip

88554 (100 pcs per pkg) 1/4" O.D. with 5.5" grip



QUICK RELEASE PIN WITH DROP CAM AND SPRING

88551 (100 pcs per pkg) 1/4" O.D. with 3/4" grip

88551-1 (100 pcs per pkg) 1/4" O.D. with 1" grip



QUICK RELEASE PIN WITH CABLE AND NO TAB

88561-1 1/4 O.D. with 1" grip

(100 pcs per pkg) 6" cable - loop end



QUICK RELEASE PIN WITH CABLE AND TAB

88547 1/4" O.D. with 7/8" grip

(100 pcs per pkg) 6" SS cable - nylon coated with tab



SS CABLE WITH TAB

88543 6" nylon coated

(100 pcs per pkg)



QUICK RELEASE PIN WITH CABLE AND TAB

88548 1/4" O.D. with 3/4" grip

(100 pcs per pkg) 6" cable - nylon coated with tab



D&D THREADSplus+

MARINE HARDWARE - 316 STAINLESS STEEL

QUICK RELEASE PIN WITH CABLE AND NO TAB

88555 1/4" O.D. with 2-1/4" grip
(100 pcs per pkg) 6" SS cable - nylon coated



QUICK RELEASE PIN WITH CABLE AND EYE

88561 1/4" O.D. with 3/4" grip
(100 pcs per pkg) 6" SS cable - nylon coated - with electrical eye end



SS CABLE WITH LOOPS

88556 1/4" O.D.
(100 pcs per pkg) 6" cable clear coated



SS CABLE WITH LOOP AND EYE

88560 6" cable clear coated with electrical eye end
(100 pcs per pkg)



SS KEY RING

88557 1" diameter
(100 pcs per pkg)



QUICK RELEASE PIN WITH CABLE LOOP

88550 1/4" O.D. with 1" grip
(100 pcs per pkg) 3" dia. cable - nylon coated



CABLE LOOP ONLY

88553 3" dia. cable - nylon coated
(100 pcs per pkg)

SS ZIPPER STOPS

89001 For YKK Zippers - #10
(100 pcs per pkg)



89002 For RIRI Zippers - #10
(100 pcs per pkg)

D&D THREADSplus+

MARINE HARDWARE - 316 STAINLESS STEEL

D RINGS

88998 1" x 3/16" Welded

(100 pcs per pkg)

88999 1-1/2" x 3/16" Welded

(100 pcs per pkg)



ADJUSTER BUCKLE

89000 For 1" webbing

(100 pcs per pkg)



SNAP HOOK

89005 For 1" webbing

(100 pcs per pkg)

Overall length: 2-1/8"



FAST EYE HEAVY DUTY SNAP HOOK Cast Chrome Plated Brass

89006 Overall length 2"

(100 pcs per pkg)

Dia. inside 1/4" x 1"

For 1" webbing



FAST EYE HEAVY DUTY SNAP HOOK

89007 Cast 316 Stainless Steel

(100 pcs per pkg)

Overall length 2"

Dia. inside 1/4" x 1"

For 1" webbing



FENDER HOOK

89010 Length: 1" Width: 1-1/4"

(100 pcs per pkg)

Mounting hole diameter: 3/16" CS



D&D THREADSplus+

NYLON MARINE FITTINGS

BIMINI HARDWARE

NEW NYLON - 180° UNIVERSAL DECK HINGE - Black

7438 2-1/2" long x 13/16" wide, 1-3/4" high
Drilled for #10 screws



NEW NYLON - HINGED JAW SLIDE - Black

7418-1B For 7/8" tube
Opens to fit over tube




MOST NYLON IS AVAILABLE IN BLACK OR NATURAL (OFF WHITE)
(Please add "B" or "N" after part # when ordering)

INSIDE EYE END



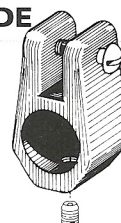
7402 - 3/4" inside eye end
7417 - 7/8" inside eye end

OUTSIDE EYE END



7419 - 7/8" outside eye end
7416 - 3/4" outside eye end

JAW SLIDE



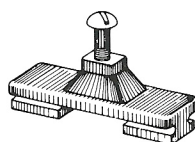
7418 - 7/8" jaw slide
7406 - 3/4" jaw slide
7418NB - for Q.R. pin

DECK HINGE



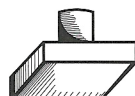
7405 - Large deck hinge
7405BD - Large deck hinge-Black
Drilled for Q.R. pin
7405BS - Large deck hinge-Black
Tapped for 1/4-20
7428 - Large deck hinge/angled
7428 BD - Large deck hinge/angled-
Black - Drilled for Q.R. pin
7405 B 7424 PB - Large deck hinge
with Black Thumbscrew pin

SIDE MOUNT/SLIDE




7424 - Side mount/slide fits 1.050 track
7430 - Side mount/slide fits .850 track
(jammer available)

JAMMER




7411 - For locking 7424 and 7430
in place.

SLIDE LOCK



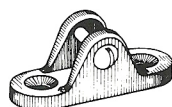
7432 - Slide lock for .850 track with
fillister head screw

SIDE MOUNT



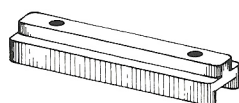
7415 - 2-hole side mount

DECK HINGE




7401 - Small deck hinge

TRACK SLIDE




7408 - Track slide for deck hinge.
Fits .850 track.

DECK HINGE SLIDE COMBINATION



7431 - Deck hinge slide combination.
Fits .850 track.

DECK HINGE LOCK



7445L (left) / 7445R (right) -
Deck hinge slide lock combination.
Fits .850 track #6410 page 45.


D&D THREADSplus

NYLON MARINE FITTINGS

BIMINI HARDWARE (continued)

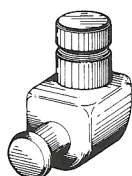
Most Nylon available in black or natural colors.

SIDE MOUNT



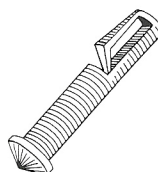
7427 - 4 hole side mount

INSIDE EYE END



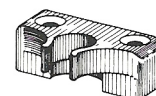
7473 - 3/4" inside eye end 90°

QUICK RELEASE PIN



7513 - Quick Release Pin

EYE END BRACKET



7475 - 3/4" 90° inside eye end bracket

END EYE ADJUST



7474P - Port adjust bracket

7474S - Starboard adjust bracket*

intended to adjust 3/4". 90° inside eye.

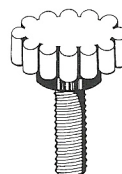
NYLON HEAD SCREW



7424P - Plastic head 1/4"-20 screw.

Fits all SS side mounts and deck hinges.

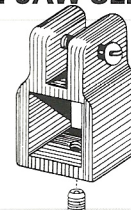
NYLON HEAD SCREW



7523 - Large Plastic Head 1/4"


- 28 x 3/4"

1" SQ. JAW SLIDE



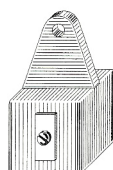
7515 - 1" sq. jaw slide.

1" SQ. INSIDE EYE END



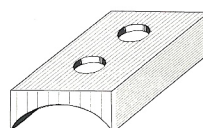
7516 - 1" sq. inside eye end

1" SQ. OUTSIDE EYE END



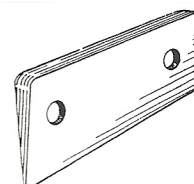
7517 - 1" sq. outside eye end

RAIL HINGE ADAPTER



7444 - Rail hinge adapter

DECK HINGE WEDGE



7530 - Deck hinge wedge 5°

LASH HOOK



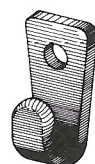
7420 - 2-hole lash hook

EYE STRAP



7407 - Eye Strap

LASH HOOK



7460 - 1-hole lash hook.

SET SCREW - For Nylon Canvas Hardware



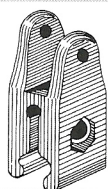
7200 - 1/4-20 X 1/4" cup point
Fits 3/4" & 7/8" jaw slides and
eye ends (100 pcs per pkg)

SHOULDER SCREW For Nylon



7201 - Fits 3/4", 7/8" Nylon
Jaw Slides and Deck Hinges
(100 pcs per pkg)

3/4" JAW SLIDE



7522 - 3/4" Jaw Slide

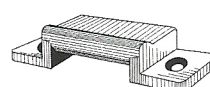
SLIDE BRACKET



7525 - 4 1/2" Slide bracket.

Used with 7522.


SLIDE BRACKET



7527 - 2 1/4" Slide Bracket.

Used with 7522.

RAIL HINGE



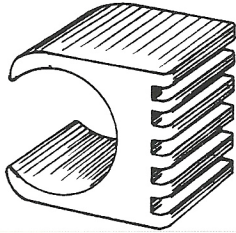
7443 - Hinge for 7/8" rail.

D&D THREADSplus

NYLON MARINE FITTINGS

Most Nylon available in black or natural colors.

WINDOW SPACER

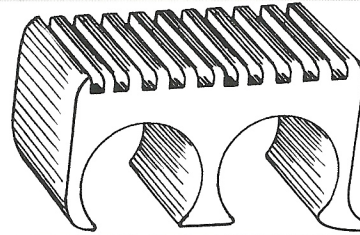


7628 - 7/8" Window spacer - white

7629 - 1" Window spacer - white

7628G - 7/8" Window spacer - gray

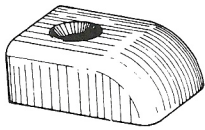
COMBINATION WINDOW SPACER / BOAT TOP FRAME LOCK



7630 - Window Spacer and Boat Top Frame Lock for 7/8" Tubing - white

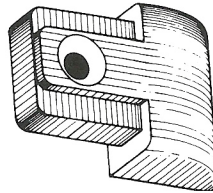
TRACK TRIM ENDS

CHANNEL END CAP



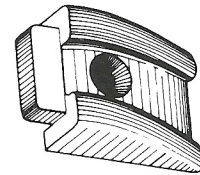
7404 - Channel trim end cap. Fits over .850 track.

CHANNEL END CAP



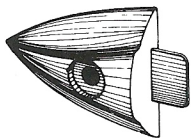
7429 - Channel trim end insert. Fits .850 track.

CHANNEL END CAP



7422 - Channel stop end cap. Fits 1" track.

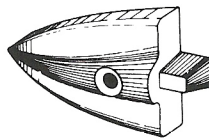
GUNNEL TRIM END



7425 - Gunnel molding trim end 1-1/8"

7409 - Gunnel molding trim end 1-1/4"

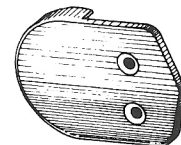
GUNNEL TRIM END



7410 - Gunnel molding trim end 15/16"

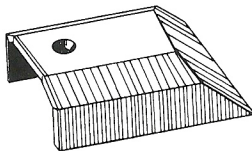
7486 - Gunnel molding trim end 1-7/16"

TRIM END



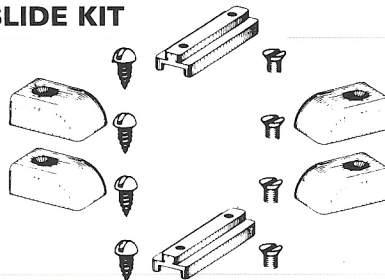
7600 - Trim end for 2". Soft or hard material.

1-1/4" GUNNEL MOLDING END CAP



7498 - 1-1/4" Gunnel molding. End cap.

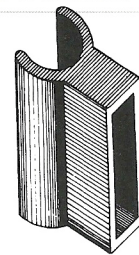
SLIDE KIT



7440 - Slide kit.

BOW RAIL SOCKET

Fits 7/8", 1"
O.D. Tube



7512 - Bow Rail Socket
7/16"x 2-9/16" I.D.

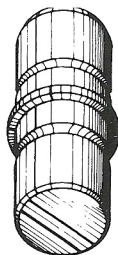
D&D THREADSplus

NYLON MARINE FITTINGS

TUBE-STANCHION HARDWARE

Most Nylon available in black or natural colors.


TUBE CONNECTOR



7456 - 7/8" tube connector

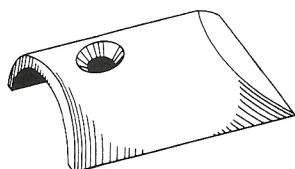
7448 - 3/4" tube connector

STAND OFF



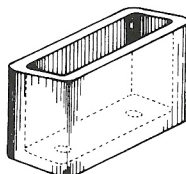
7491 - 1/2" stand off for 7/8" tube

1" GUNNEL MOLDING END CAP



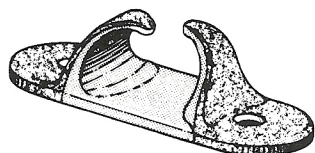
7489 - 1" Gunnel molding. End cap.

BATTEN SOCKET



7434 - 2-hole batten socket

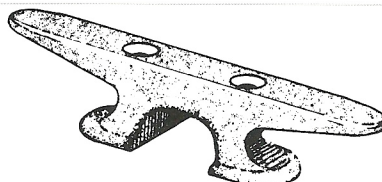
CHOCKS



7455 - Skene bow chocks - pair.

3-1/2" long #8 screw. Etched finish.

CLEATS

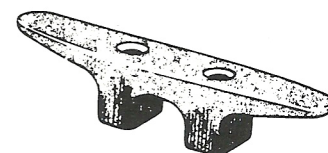


7439 - 8" cleat for 5/8" for 1" rope - 5/16" studs.

7442 - 10" cleat for 1" rope 5/16" studs.

Etched finish.


CLEATS



7433 - 4-1/4" cleat for 5/16" rope - 3/18" studs.

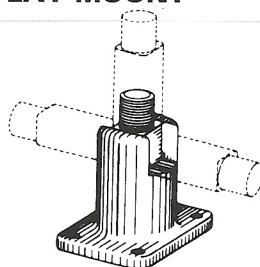
7421 - 6" cleat for 7/16" rope - 1/4" studs. Pull-tested by Tropical Marine Testers, Inc. and found to exceed strength of s/s fasteners.

ROD HOLDER



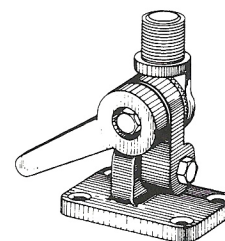
7447 - Flush mount rod holder. 1-5/8" ID to 9-1/2" length. 3-1/2" x 4-1/4" flange dia. Etched finish - 1-piece construction. Available black or white.

LIFT-N-LAY MOUNT



7003 - Marine Antenna Lift-N-Lay Mount. Includes 4 angled shims per mount. Manufactured from hi-impact super tough nylon (ferrule & adaptor available).

RATCHET MOUNT



7001 - Marine Antenna Ratchet Mount. All s/s 3/8" nut-bolt hardware.

D&D THREADSplus

ADJUSTABLE SUPPORT POLE HARDWARE

SUPPORT POLE HARDWARE - BLACK NYLON



7619 / 7620



7621 / 7624




7621NS



7610 / 7622



7623/7521



89008




7524B

7610	Pole end 7/8" fits 2" grommet
7619/7619W	Rubber foot 3/4" Black/White
7620/7620W	Rubber foot 7/8" Black/White
7621	Pole end 3/4" with SS snap
7621NS	End cap 3/4"
7624	Pole end 7/8" with snap
7622	Pole end 3/4" fits 2" grommet
7623	Jointer section 3/4" to 7/8"
7521	Jointer section 7/8" to 1"
7524 B	Replacement adjuster screw for 7623/7521
89008	SS Internal Spring button stop

SUPPORT POLES 3/4" / 7/8"

3636 (25 pcs per pkg)	Adjustable support pole 40" to 70"
4848 (25 pcs per pkg)	Adjustable support pole 48" to 96"
Each unit is equipped with 3 end fittings, 7619, 7622 and 7621	

Special sizes available upon request.



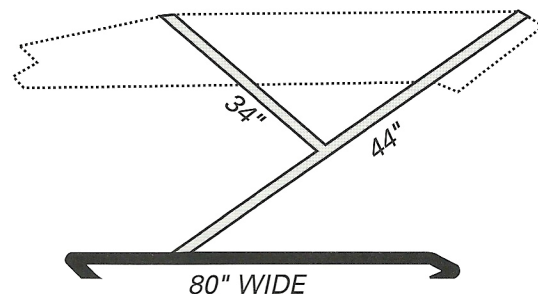
D&D THREADSplus

UNIVERSAL BOAT TOP FRAMES READY TO ASSEMBLE KIT FORM

STANDARD 2-BOW FRAME

7/8" x 058 DRAWN ALUM. BRITE ANODIZED ROUND TUBE

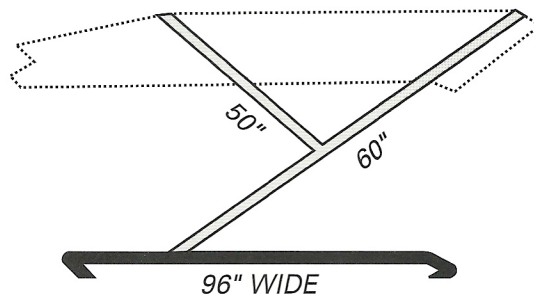
4850	Nylon hardware
4850-D	Die cast hardware



EXTRA LARGE STANDARD 2-BOW FRAME

7/8" x 058 DRAWN ALUM. BRITE ANODIZED ROUND TUBE

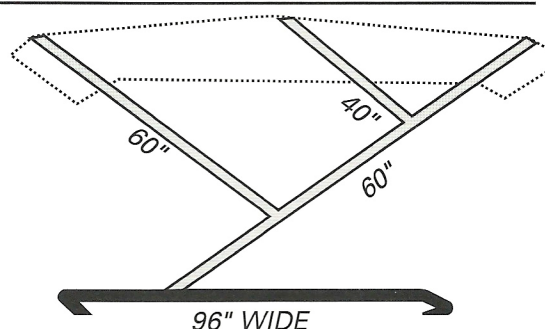
4855	Nylon hardware
4855-D	Die cast hardware



BIMINI 3-BOW FRAME

7/8" x 058 DRAWN ALUM. BRITE ANODIZED ROUND TUBE

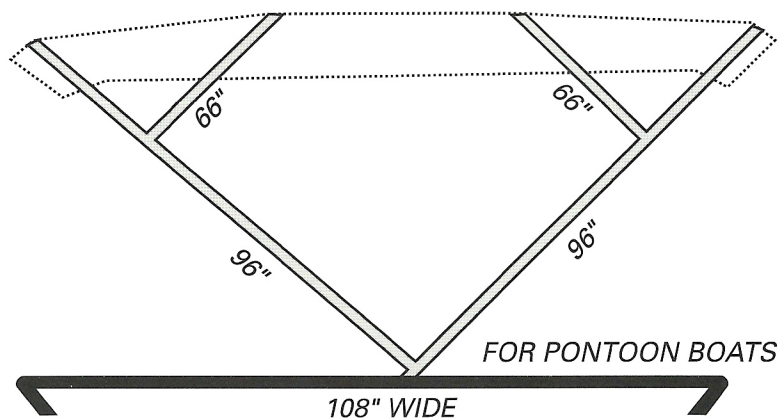
4851	Nylon hardware
4851-D	Die cast hardware



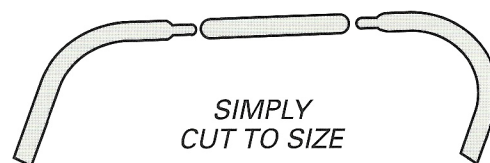
PONTOON BOAT FRAME

1 x 1 x 062 EXTRUDED SATIN ANODIZED
SQUARE TUBE

4854	Nylon hardware
------	----------------



Packaged 1 boat set per box with hardware.



D&D THREADSplus+